


T804430D
T804530D
T804630D



T804250D
DIA.15(SB-1515)

TILE CUTTING MACHINE

D Series-2


T804250D/T804430D/T804530D/T804630D

- ALUMINUM ALLOY BASE
- ADJUSTABLE CENTRAL GUIDE 2-SECTION CUTTING CAPACITY FOR TILES THICKNESS BELOW 15mm & 15-25mm
- TUNGSTEN CARBIDE CUTTING WHEEL DIA.13 (SB-1330)
- ALL PARTS EXCHANGEABLE

MODEL	SIZE	MAX CUTTING LENGTH
T804250D	385mm x 129mm x 115mm	250mm (10")
T804430D	585mm x 325mm x 190mm	430mm (17")
T804530D	705mm x 410mm x 190mm	530mm (21")
T804630D	795mm x 410mm x 190mm	630mm (25")

PACKING

MODEL	Q'TY	N.W.	G.W.	CUFT
T804250D	12 PCS	15.5 KGS	17.0 KGS	3.6'
T804430D	2 PCS	10.5 KGS	11.5 KGS	2.3'
T804530D	2 PCS	14.0 KGS	15.0 KGS	3.3'
T804630D	2 PCS	15.8 KGS	16.8 KGS	3.6'



B Series


T804220B/T804300B/T804355B/T804440B

- HEAVY DUTY ENAMEL FINISHED STEEL BASE
- TUNGSTEN CARBIDE CUTTING WHEEL DIA.16mm (SB-1620)
- ALL PARTS EXCHANGEABLE

MODEL	SIZE	MAX. CUTTING LENGTH
T804220B	340mm×128mm×92mm	220mm (8-1/2")
T804300B	410mm×160mm×96mm	300mm (11-1/2")
T804355B	473mm×160mm×96mm	355mm (14")
T804440B	562mm×160mm×96mm	440mm (17-1/4")

PACKING

MODEL	Q'TY	N.W.	G.W.	CUFT
T804220B	12 PCS	22.0 KGS	23.5 KGS	2.8'
T804300B	8 PCS	20.0 KGS	21.5 KGS	2.7'
T804355B	6 PCS	18.0 KGS	19.5 KGS	2.5'
T804440B	6 PCS	22.5 KGS	24.0 KGS	2.6'



T804220B

Carbide Scoring Wheel

SB-1313/SB-1320/SB-1330/SB-1515/ SB-1620/SB-1630/SB-2220

MODEL	O.D.	I.D.	T
SB-1313	13.2 Ø	6 Ø	1.3 mm
SB-1320	12.7 Ø	3 Ø	2 mm
SB-1330	13 Ø	6 Ø	3 mm
SB-1515	15 Ø	6 Ø	1.5 mm
SB-1620	16 Ø	6 Ø	2 mm
SB-1630	16 Ø	6 Ø	3 mm
SB-2220	22 Ø	6 Ø	2 mm



A Series


T804300A/T804400A/T804500A/T804600A

- HEAVY DUTY ENAMEL FINISHED STEEL BASE
- TUNGSTEN CARBIDE CUTTING WHEEL DIA.15mm (SB-1515)
- ALL PARTS EXCHANGEABLE


MODEL	SIZE	MAX. CUTTING LENGTH
T804300A	488mm×173mm×106mm	300mm (12")
T804400A	590mm×192mm×106mm	400mm (15-3/4")
T804500A	693mm×192mm×106mm	500mm (19-3/4")
T804600A	795mm×192mm×106mm	600mm (23-5/8")

PACKING

MODEL	Q'TY	N.W.	G.W.	CUFT
T804300A	8 PCS	21.5 KGS	23.0 KGS	3.4'
T804400A	6 PCS	19.5 KGS	21.0 KGS	3.1'
T804500A	4 PCS	19.0 KGS	20.5 KGS	1.3'
T804600A	4 PCS	21.5 KGS	23.0 KGS	2.0'



T804300A



C Series


T804250C/T804300C/T804330C/T804400C/T804500C

- HEAVY DUTY ENAMEL FINISHED STEEL BASE
- TUNGSTEN CARBIDE CUTTING WHEEL DIA. 15mm (SB-1515)
- ALL PARTS EXCHANGEABLE


MODEL	SIZE	MAX CUTTING LENGTH
T804250C	398mm×136mm×110mm	250mm (10")
T804300C	436mm×140mm×121mm	300mm (12")
T804330C	484mm×140mm×116mm	330mm (13")
T804400C	534mm×140mm×116mm	400mm (15-3/4")
T804500C	650mm×140mm×116mm	500mm (19-3/4")

PACKING

MODEL	Q'TY	N.W.	G.W.	CUFT
T804250C	12 PCS	16.5 KGS	18.0 KGS	3.4'
T804300C	12 PCS	22.0 KGS	23.5 KGS	3.8'
T804330C	8 PCS	17.5 KGS	19.0 KGS	3.0'
T804400C	8 PCS	20.5 KGS	22.0 KGS	3.3'
T804500C	6 PCS	18.5 KGS	20.0 KGS	2.8'



T804250C



T804300C
T804330C
T804400C
T804500C

DJ Series


T804740DJ/T804960DJ/T8041260DJ

- ALUMINUM ALLOY BASE
- S45C SLIDE RAIL DIA. 20mm
- MAX CUTTING THICKNESS : 16mm
- 600mm SUPPORTS (T804600D)
- REPLACEMENT EDGES ARE AVAILABLE (SB-2220)

MODEL	SIZE	Q'TY	N.W.	G.W.	CUFT
T804740DJ	740mm	2 PCS	20.0 KGS	22.5 KGS	2.7'
T804960DJ	960mm	1 PCS	20.0 KGS	21.5 KGS	1.8'
T8041260DJ	1260mm	1 PCS	24.5 KGS	26.5 KGS	2.2'



THRUST BEARING



LINEAR BALL BEARING

T804740DJ



TUNGSTEN STEEL BEARING BLADE

D Series

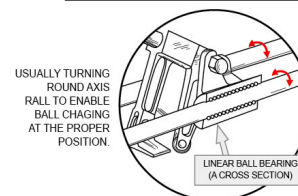
T804400D/T804500D/T804600D

- ALUMINUM ALLOY BASE
- LINEAR BALL BEARING
- HEAVY DUTY RUBBER PADS
- TUNGSTEN CARBIDE CUTTING WHEEL DIA. 22mm (SB-2220)

MODEL	SIZE	MAX CUTTING LENGTH
T804400D	600mm×250mm×120mm	400mm (15-3/4")
T804500D	680mm×250mm×120mm	500mm (19-3/4")
T804600D	780mm×350mm×120mm	600mm (23-5/8")


PACKING

MODEL	Q'TY	N.W.	G.W.	CUFT
T804400D	4 PCS	20.0 KGS	22.0 KGS	3.5'
T804500D	3 PCS	24.0 KGS	25.0 KGS	3.5'
T804600D	2 PCS	17.8 KGS	18.5 KGS	1.6'



USUALLY TURNING ROUND AXIS ROLL TO ENABLE BALL CHAGING AT THE PROPER POSITION.

LINEAR BALL BEARING (A CROSS SECTION)



T804400D